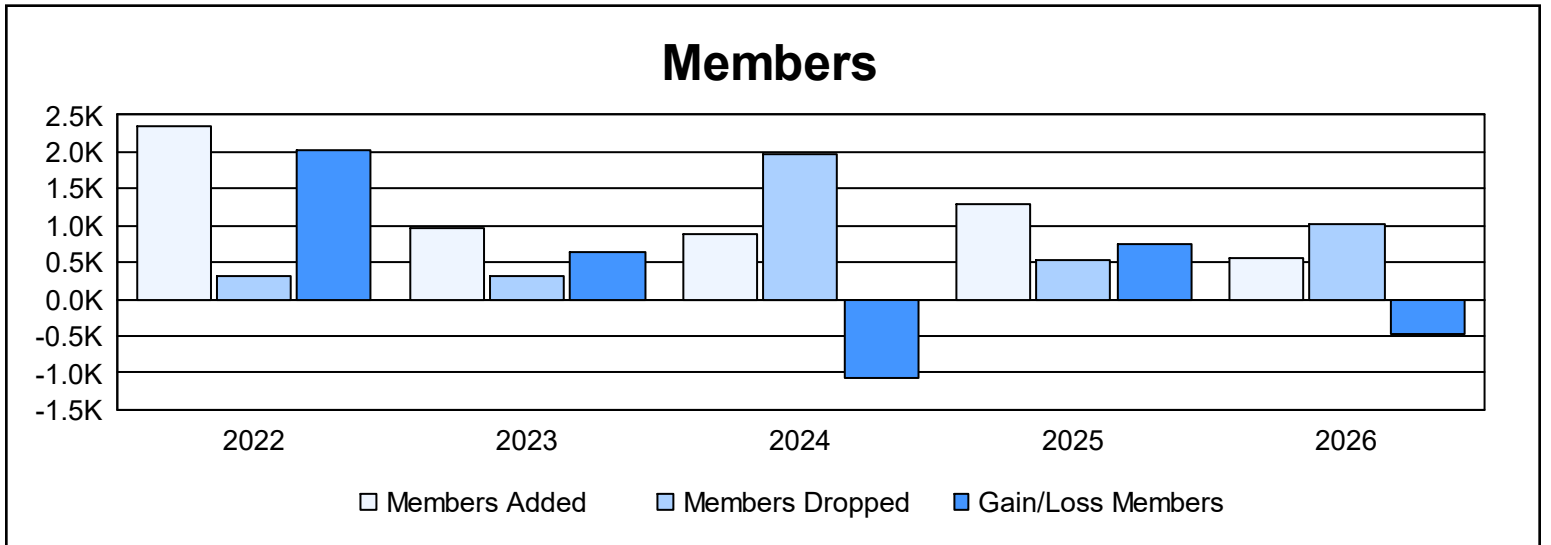
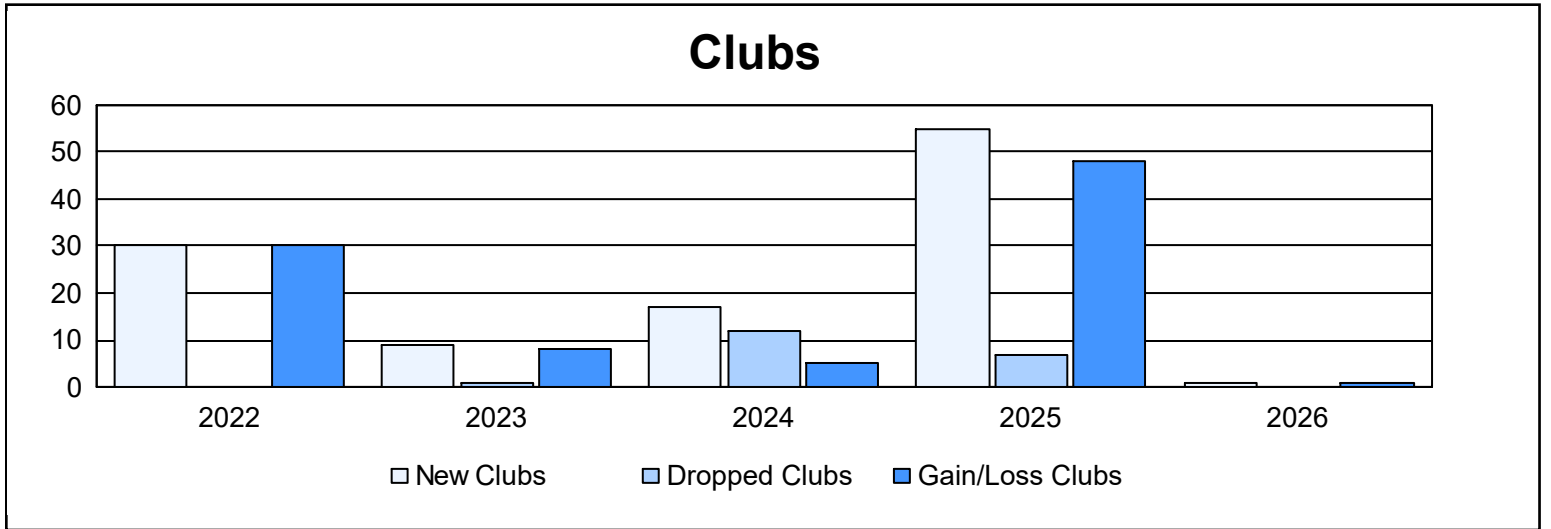
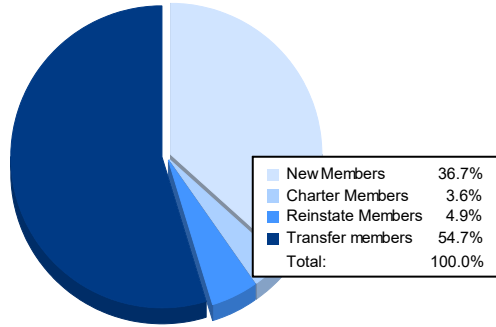


Year	New Clubs	Dropped Clubs	Gain/ Loss Clubs	New Members	Charter Members	Reinstate Members	Transfer Members	Total Member Added	Total Members Dropped	Gain/ Loss Members
2021-2022	30	0	30	1,120	952	214	54	2,340	309	2,031
2022-2023	9	1	8	668	216	43	40	967	326	641
2023-2024	17	12	5	103	383	379	31	896	1,972	-1,076
2024-2025	55	7	48	106	1,102	61	17	1,286	533	753
2025-2026	1	0	1	201	20	27	300	548	1,017	-469
Average	22	4	18	440	535	145	88	1,207	831	376



Membership Composition October 2025 Cumulative



Gender Composition October 2025 Cumulative

